

20451 Westminster Highway,
Richmond, B.C. V6V 1B3
Tel 604-273-2418 Fax -2419
office@choiceschool.org

NEWSLETTER No. 20-02

October 22, 2020

Principal's Message

October 21, 2020

Dear Parents,

Thank you all for the terrific turnout for our virtual *Autumnfest* last week. Your enthusiastic support for the Fine Arts staff and your children's learning is, as always, very much appreciated.

Just a reminder: School will not be in session for students on Friday, October 23rd or Monday, October 26th.

October 23rd is a Professional Day for educators across the province and school will not be in session for students. The staff will be working at the school building Professional Learning Plans, previewing resources and extending our capacity to support our diverse learners.

Monday, October 26th is the day we set aside annually to meet with parents to plan each student's Individual Educational Plan. Thank you for your timely responses to Ms Jameela's survey that enabled her to schedule meetings at your preferred time. You will shortly be receiving a Zoom invitation to your meeting from your child's classroom teacher. We look forward to 'seeing' you as we collaborate to chart your child's learning path and goals for the year. On Monday, the school will not be in session for students.

The end of October brings many children's favourite holiday, Hallowe'en, which will be very different this year but we hope, every bit as fun. Students are invited to arrive in costume on Friday, October 30th, and we hope the weather will permit us to hold a costume parade around the field toward the end of the morning. Please remember that the costume **MUST NOT** include weapons, reference to violence, blood and gore, or be overly frightening to the younger students. Students should have clear visibility and be able to sit down while wearing their costume.

Please put these two important dates on your calendar:

Wednesday, October 28th: PAC Meeting and AGM at 4:00 pm via Zoom

Thursday October 29th : Individual Photo Day. Information follows

Tuesday, November 24th: Board of Directors AGM via Zoom at 7:00

Warm regards,

Lynn



IMPORTANT REMINDER

Please remember that we have serious food allergies among our students, and for their safety, all of Choice School is EGG FREE AND NUT FREE. Parents are reminded that the following products contain eggs and MUST NOT to be brought to school:

- Mayonnaise
- Ranch dressing
- Hard boiled egg
- Egg salad
- Egg fried rice
- Caesar salad dressing
- Protein powder
- Egg noodles
- Alfredo and other creamy sauces

If parents have any questions about the safety of a food product, Mary Tran (Logan's mum) is happy to speak with them.

Thinking outside
the box?



Active Learning



Autumn Fest





MOUNTAIN WEST
STUDIOS



Covid-19 Photo Day Information Sheet

The purpose of this Information Sheet is to set safety protocols and responsibilities for Photographers and School Administrators in preparation for, and during, photography sessions.

School's Primary Responsibilities Before Photo Day

- Providing a photo location where social distancing can be accommodated
- Any special requests or setups due to Covid-19 must be communicated prior to photo day

During Photo Session

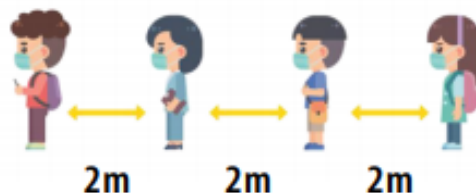
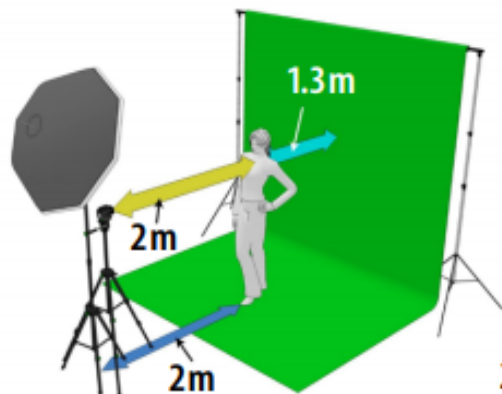
- Ensure students are adhering to social distancing rules or a minimum of 2 metres distance between themselves and the photographer
- Managing lineups including entry and exit of photo area
- Assist special needs students or special accommodations required where social distancing is not possible

Photographer Responsibilities

- Setup photo location with social distancing markers 2 metres from camera
- Sanitize any props handled between students
- Photographers may not break social distance rules for any reason
- Photographer will be masked and wearing gloves
- Photographer will not be making any adjustments other than verbally or by hand signal
- Photography setup will be for standing photo posing only

Photography Area

- Setup photography area will be within a 3.1 m x 4.6 m area
- Camera will be a minimum of 2 metres from the student/staff (photographer's bubble)
- Students will be lined up minimum of 2 metres from the posing mat and minimum 2 metres from each other within 10 metres of the photographer's bubble



We will continue to review the responsibilities as they change at the Provincial level for Covid-19 requirements. We will adjust responsibilities and keep you informed as time goes on.

Should you have any questions or concerns please contact your Territory Manager or our In-house Sales Coordinator (coordinator@mountainwest.ca).

Get ready for **Photo Day!**



Our photographer will be at your school **October 29th**

- A few days after photo day you will receive a Student ID card/webcard through your school
- Your 8-digit webcode can be found on the Student ID
- View your images and order online
- Orders will be mailed to your home
- Digital download information will be emailed to you in approximately 3 – 4 weeks

Visit mountainwest.ca for more information



For the best results on photo day, please do not wear GREEN clothing, GREEN patterns or solid WHITE.



SCHOOL PHOTOGRAPHY

HOW TO PREPARE FOR PHOTOS

FAQ'S



CUSTOM BACKGROUNDS

Try our [Custom Background Chooser](#), and pick your favourite to make your photo session truly unique.

PREPARING FOR YOUR PHOTO SESSION

Parents, before your children leave for school on photo day, please remember to look them over and help them look their best. Faces that are clean and clothes that are stain-free will make for great photos!

Clothing:

Can't decide what to dress them in? Simple is always a great choice - a well-fitting collared shirt, sweater, dress, or a neat t-shirt are terrific options. Below are some other helpful tips:

- Bright, solid colours photograph the best
- Please avoid solid white clothing
- Long-sleeves are preferred
- Ensure your child's hair is neat and well-groomed
- If you're planning a haircut for your child, it's best to schedule it at least a week before photo day
- The photographer will take pictures as the child is dressed. Please make prior arrangements with your child as to how you would like them to dress for the camera (e.g., removing jackets, hoodies, hats, etc.)

For best results on photo day, **DO NOT WEAR GREEN-COLOURED CLOTHING** or clothing that has green-coloured patterns in it. We love green, however, with green-screen technology, green clothing is not recommended. If your child is wearing green clothes or accessories, those areas will look invisible in the final image and will not be processed/printed.

Hats:

Please be aware that wearing a hat for even a short period of time before being photographed may result in "hathead". This can be avoided if your child keeps their hat off until after their first photos are taken.

Glasses:

Wearing glasses may result in glass glare and/or shadows on the face, and are difficult to retouch. For best results, please consider asking your child to remove their glasses for their photos.

Please use this ["How to Order"](#) link .

Holiday Art from Artsonia Giftshop!!!!

Hello! The holidays are coming! You may wish to order special items from Artsonia as gifts. Please read the information below to help you with your holiday ordering.

Artsonia is the **World's Largest Student Art Museum.**

<https://www.artsonia.com/gifts/products/>

Yet it's so much more than that! It's a free, safe, educational program designed to connect parents and families with their child's creative activities at school. Every student will have their artwork in Artsonia if you choose to grant permission to have it posted. Your child's last name is NEVER posted. After I post artwork on Artsonia they

will contact you to give permission to post it onto their website. Every time after that it will automatically be posted or kept private. It is a very safe secure website that we have been using for quite a few years. If you purchase their products Choice School is rewarded 20% which I use to purchase more art supplies. **Thank-you for your support!**

Connect to your child's account on Artsonia, and then you can ...



View your Child's Artworks

New artwork is often uploaded by your child's art teacher at school, but you can also upload artworks [with your smartphone](#) that may be sitting around the house!



Start a Fan Club

Invite family and friends to join your child's official "Fan Club" so they can receive notification when new artwork is posted.




Approve Comments

Friends and family can leave positive comments about your child's artwork. Review and approve these comments so they can be posted on your child's gallery.



Get Feedback from the Teacher

Teachers may enter feedback or assessment of your child's artwork that is privately viewable by parents.



Support the Arts Program


You may purchase high-quality [custom keepsakes](#) with your child's art. The school arts program receives 20% of your purchase towards art materials and other supplies.

Questions may be directed to info@artsonia.com Please visit our Artsonia site often for photo updates!!!!

Thanking you in advance for supporting our art program! Ms. Cathy - Art Teacher @ Choice School

Important Dates to Remember

October 23	Provincial Pro-D Day (classes not in session)
October 26	Non-Instructional Day (classes not in session, IEP Meetings with parents via Zoom)
October 28	PAC Meeting and AGM at 4:00 pm via Zoom
October 29	Individual Photo Day 9:00 am (please make sure your child is in full clean uniform)
October 31	Halloween
November 9 — 13	Reading Week (school is closed)
November 11	Remembrance Day
November 23	Virtual Open House 9:00am—11:00am
November 24	Board of Directors AGM via Zoom at 7:00



Happy Halloween!



October Birthdays

Niki	Oct. 4
Keira	Oct. 19
Ethan	Oct. 21
Elai	Oct. 27

November Birthdays

Livia	November 3
Nathan W.	November 6
Brendan	November 16
Kayden Z.	November 24

The Sunday Funnies

